

BLADE FLAG 10.5ft MEDIUM

FLAGS

PRODUCT CODE: BLD



On frame



On graphic



SINGLE
SIDED

DOUBLE
SIDED

OUTDOOR
USE



Single sided
w/spike base



Front

Double sided
w/X-Base base

Back



Spike Base

Standard Bases:



Pole set



Carry bag (included)



X-Base w/ optional water bag

PRODUCT DESCRIPTION

Perfect for quantity orders, the new flagpole hardware redesign for our Best Seller Blade Flag is the economical choice. Plus, with upgraded hardware, its new pole connections give more height options. Now in more sizes, you can find your favorite Blade flags in these heights: XS (7'), SM (8.25'), MD (10.5'), LG (14'), XL (17'). Blade Flag is intended for display outdoors. Insert the spike base into grass or use the X-base to stand on concrete. We custom print your graphic artwork on polyester mesh by the process of dye sublimation. Our inks heavily saturate the material to create a "bleed-through" effect for our single-sided prints, and double-sided prints are finished with a silver-gray blocker that lays between. Black flag trim is sewn on the edge of the graphic (pole-side), leaving a pocket for pole insertion. A set of grommets are installed on the bottom of the trim in which the short bungee cord (included) can loop through and snugly attach the graphic to the base.

FLAG HEIGHT	10.5' H (From base of pole)
GRAPHIC SIZE	24.25"W x 104"H

GRAPHIC MATERIAL

MESH FABRIC

GRAPHIC FINISHING

Hemmed edges with pole pocket trim

DISPLAY CONSTRUCTION

Carbon composite flag poles

SHIPPING WEIGHTS & DIMENSIONS

Shipping Weight	4 lbs (stand only w/spike base)
	5 lbs (stand, spike base and graphic)
	9 lbs (stand only w/x-base)
	10 lbs (stand, x-base and graphic)
Shipping Dimensions	60"L x 4"W x 4"H

GRAPHIC TURN AROUND TIME

3-5 business days after proof approval

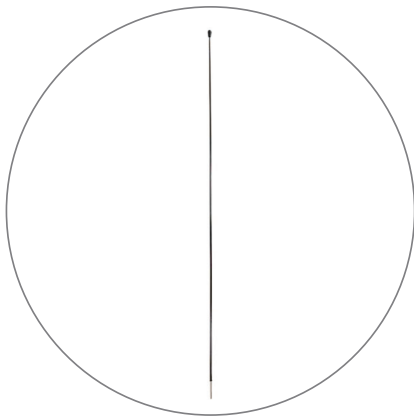
AVAILABILITY	GA
WIND SPEED RATING	18-23mph

BLADE FLAG MEDIUM

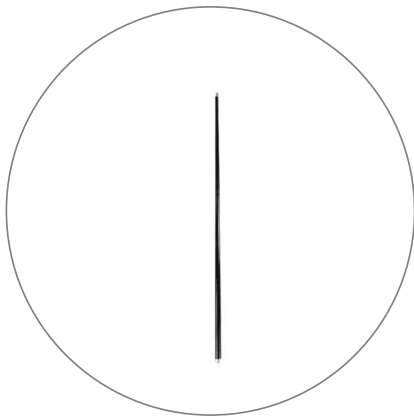
FLAGS

PRODUCT CODE: BLD

PARTS LIST



(qty 1) Pole #1



(qty 1) Pole#2



(qty 1) Pole#4



(qty 1) Carry Bag

STANDARD BASE OPTIONS



(qty 1) Spike Base

OR



(qty 1) X-Base

AVAILABLE ACCESSORIES



Triangle Spike Base
BLD-TRI-SB



Water Bag
WBAG



Fixed Mount - 90 Degree
BLD-FM90D



Fixed Mount - 0 Degree
BLD-FM0D




Fixed Mount - 30 Degree
BLD-FM30D

BLADE FLAG MEDIUM

FLAGS

PRODUCT CODE: BLD

SET UP INSTRUCTIONS



A. Flag poles are numbered for easy assembly. Follow guide above for assembly order

(Note: Medium flagpole can convert to Large and X-Large size by adding additional pole #3's)

B. Insert tip of flagpole into the black pocket trim on the flag and push it all the way to the end of the pocket.

C. Secure flag by lacing the bungee through the grommets on the pocket trim and tethering it to the hook at the base of the pole.

D. Insert pole into desired base to display flag.

Spike Base

Insert the pointed end of the spike base into the ground. Insert the post with rubber grommets into the opening on bottom of the flagpole to display flag.



X-Base

Unfold legs and insert the post with rubber grommets into the opening on bottom of the flagpole to display flag. A water bag can be added for added stability.

